

A background image showing a hand pouring water from a silver kettle into a ceramic coffee filter. The scene is set in a kitchen with a wooden surface. The text 'Design Inspiration Stylebook' is overlaid on a dark, textured rectangular area.

Design Inspiration Stylebook

 caesarstone®

Create *extraordinary* moments.

Peace of Mind from our Trusted Surfaces

Caesarstone has been at the helm of surface innovation for the past three decades, combining creativity and expertise to design trends and shape high-quality, durable, and unique surfaces.

With a wide range of easily maintainable materials, we offer you stunning colors with timeless quality, backed by our transferable lifetime* Residential Warranty for added peace of mind.

Our mission is to empower and excite you to shape spaces that echo your individuality. From classic to modern, eccentric to traditional, we have surfaces that will inspire you for a lifetime.

* Learn more at <https://www.caesarstoneus.com/warranty/>



We care about our planet's well-being. *And yours.*

Easy-to-maintain surfaces.

For us, sustainability is more than a goal. It's a principle. From the selection of materials to manufacturing and end use, we promote practices to lead the change towards a greener future for us all.

To that end, our products are long-lasting and low maintenance for a healthier ecosystem. Our simple-to-care surfaces require no sealants or harsh chemicals—keeping you and your loved ones safe while remaining durable and beautiful with minimal maintenance.



Up to 40% **recycled materials** in our Mineral surfaces



Up to 40% **crystalline silica** in our entire portfolio by 2026



100% **renewable electricity** by 2026



20% decrease in **carbon footprint** by 2025



100% **recycled water**, zero discharge



Zero landfill **waste** by 2030



Experience the Caesarstone *Difference.*



Original
Innovator of quartz
countertops



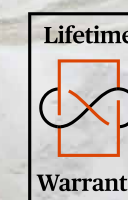
Trusted
Offering exceptional
customer value



Hygienic
Nonporous and
safe to use



Durable
Scratch and stain resistant
and easy to clean



**Lifetime
Warranty**
**Guaranteed
Transferable
lifetime warranty***

* Learn more at <https://www.caesarstoneus.com/warranty/>

Browse our full collection in the pages that follow and find inspiration for how to complement your countertop with the right finishing touches to pull your vision together.





6003
Coastal Grey

A dynamic play of whites, blacks, and greys that flow across a dark backdrop, accentuating its strong layers and textured depth.



Inspiration


Cherrywood and brown cabinetry bring out the marbled grey with white and black swirl.





4600 Organic White

A clean white surface with like-colored layers and subtly blended undertones, reflecting a natural appearance that is effortlessly chic.



Inspiration

This polished, layered surface works with either wood, color, white, black, grey, or brown cabinets.




5212 Taj Royale

A silky interplay of warm earthy hues, laced into the movement of soft tanned tones and delicate dabs of white.



Inspiration

Draw out this surface's warmth with brown, wood, and brass accents.





5152
Goldfinch

Dazzling gilded veins sweep across a pure white base, undulating in a dense mesh of warm earthy alloys accentuated by neutral oxides and gradations of burnt amber, echoing the shifting sands of a wind-blown landscape.



Inspiration


Pair this textured white countertop with earthy or metallic touches.





6046 Moorland Fog

A densely rich, creamy, light-colored canvas, flushed with a touch of taupe and swirly veins in foggy browns and greys.



Inspiration

The polished taupe and grey tones are well suited for sage greens, blues, and rustic wood.



4004 Raw Concrete

Softest grey splashes mixed with textured flecks of blacks and whites, for the celebrated classic urban aesthetics.



Inspiration

Pair this textured surface with light grey, sage green, or wood cabinetry.



5151
Empira White

A timeless white base of the purest hue, touched by the movement of soft shadows in an interplay of darkness and light.



Inspiration


Elegant materials like crystal stones, glass, and gold complement this surface beautifully.






6270
Atlantic Salt

A light grey base peppered with whites, browns, and blacks, in a mix that conjures the purity of unrefined sea salts.



Inspiration

Off-white, dark maple, and black cabinets complement this polished surface.




5810
Black Tempal

A complex composition of mineral-like layers in warm white hues, flowing organically across a charcoal base that is textured like a starry night touching water.



Inspiration

Accent the charcoal base with rustic stoneware and linens.





4033
Rugged Concrete

Dramatic gradients of robust concrete greys, flushed with white-haze patinas and industrial-inspired imperfections that are accentuated by a deep textured finish.



Inspiration

Complement the rough finish with white, brown, grey, or black cabinetry.



5143
White Attica

An alluring combination that overflows with the rush of grey and black inky tones, ebbing across a flawless white base.



Inspiration


Whites, Blues, Browns, Greys, and Blacks couple nicely with this polished grey and black surface.





3100
Jet Black

A deep, dark stone with touches of fine white veining that flow organically across it, contrasting and blending together into a one-of-a-kind surface.



Inspiration

Draw out the black and white veins by choosing black, white, or wood cabinets.



3100
Jet Black [P]



4004
Raw Concrete [C]



4033
Rugged Concrete [C]



4600
Organic White [P]



5143
White Attica [P]



5151
Empira White [P]



5212
Taj Royale [P]



5152
Goldfinch [P]



5810
Black Tempal [N]



6003
Coastal Grey [P]



6046
Moorland Fog [P]



6270
Atlantic Salt [P]



5143 **White Attica**

H=Honed C=Concrete P=Polished N=Natural M=Mineral SI<40

Insights from the pros

Caesarstone has brought together industry specialists from various backgrounds and locales in North America to form an original and unique panel of professionals called the Caesarstone Circle. Here are some key takeaways from this unique collaboration.



Brian Brown
Interior Designer
San Diego, CA

If you like to infuse the natural landscape into your design, choose from Caesarstone’s many earth tones which have subtle movement.



Kickie Chudikova
Product & Furniture Designer
New York, NY

Remember to consider lighting when picking your surface. Lighting plays an important role to make a space feel more dark or cold, warm or bright.



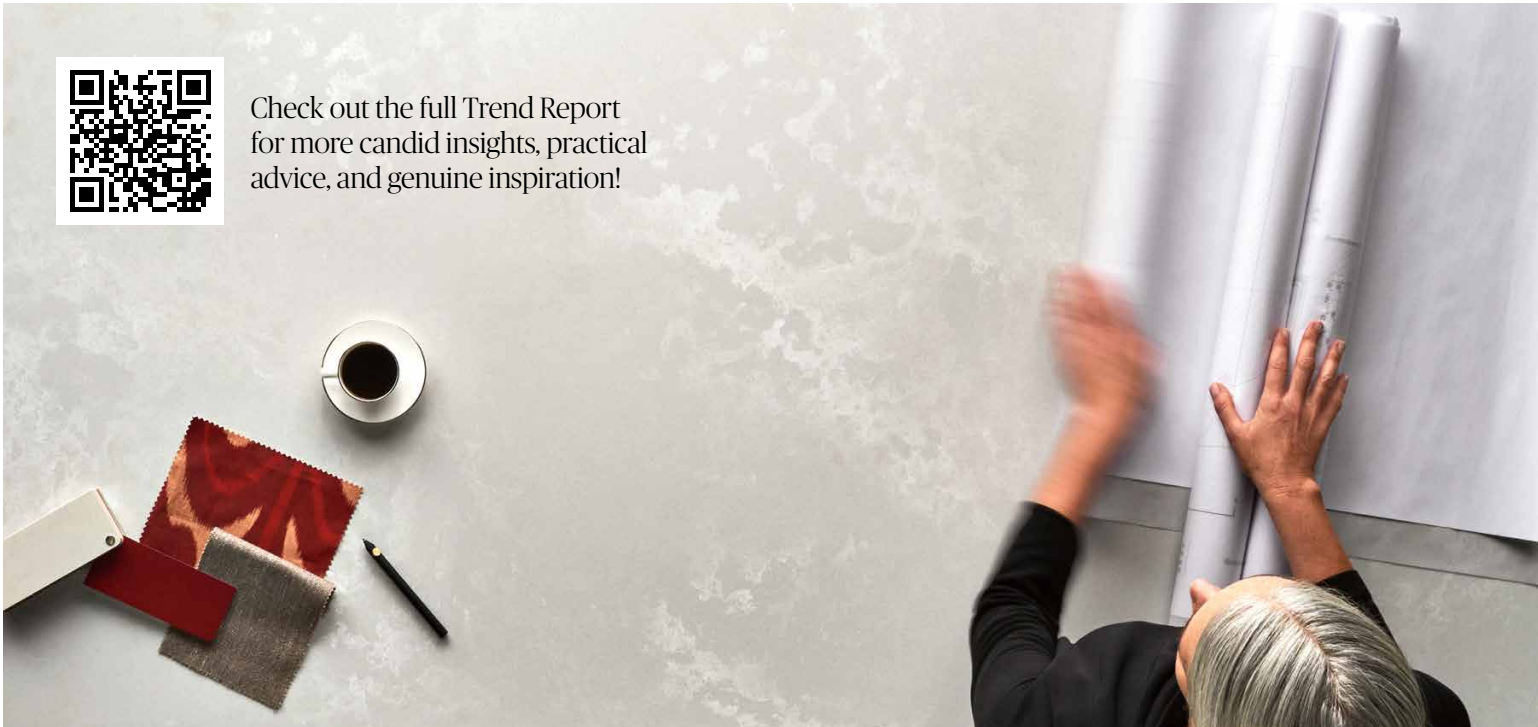
Matthew Quinn
Kitchen & Bath Designer
Atlanta, GA

Incorporate at least one handmade artisan piece into a space for a human touch.



Joy Green
Influencer
Houston, TX

Neutral tones are ideal for the living spaces but enjoy having fun with color in small areas like the kids’ rooms to make those spaces feel like their own.



Check out the full Trend Report for more candid insights, practical advice, and genuine inspiration!

Influencer Spotlight

Bess Carter
Influencer & Blogger
@besshcarter

Bess Carter is an influencer, blogger, and mom of two small children who recently partnered with Caesarstone to update her bathroom and kitchen countertops. Recognizing the countertop as the focal point of kitchen, it was important for her to find something not only high-quality, durable, and reputable, but also beautiful and timeless. That’s why she chose our Statuario Maximus Quartz which she says, “Checked all the boxes, and then some!” Whether she’s making a holiday-themed snack or mixing up a new cocktail, Bess finds the surface up to the task, being both durable and easy to clean. She raves, “Having had these counters for close to a year now, I can easily say that I am so happy with them and highly recommend!”



See how Bess and her family put Caesarstone to the test with their day-to-day living!

Your blank canvas awaits.

How to get started.

When your mind is buzzing with ideas, putting pen to paper brings clarity. Ask yourself these questions before beginning your project.

BUDGET

What is your budget? Be realistic and set parameters you're comfortable with.

TIMEFRAME

What is your timeframe? Remember, design takes time, and you might face unexpected delays.

GOALS

What are you trying to achieve in this space? Consider if the renovation is for aesthetic purposes, functional improvements, resale value, or a combination of these.

FUNCTIONALITY

What functionality features do you want included in the design?

ROOMS

What room(s) do you want to renovate? Should any other spaces be considered? For example, redesigning a kitchen in an open floor plan will affect the connected living and dining areas.

ADDITIONS OR CHANGES

Will any additions be needed to the space? Will anything from the space be removed or changed?

When starting a kitchen renovation, it's crucial to **define the personality of your space**. Your design choices will significantly impact the emotions and experiences within your kitchen. Consider the following aspects:

USAGE AND FUNCTIONALITY

How will you use the kitchen? Is it primarily for cooking, entertaining, or a family gathering spot? Daily use might require more durable materials and functional layouts.

DESIGN STYLE AND VISION

What is your overall vision for the kitchen? Create a mood board or collect images that reflect your ideal kitchen. Order samples of countertops and cabinet to help you with your vision. Move them around in your space.

EMOTIONAL IMPACT

What emotions do you want to feel when you enter the kitchen? Cozy and welcoming, sleek and modern, or vibrant and lively?



Bring your *creative dreams* to life.

Resources and tools to guide your experience.

Get Inspired

Visit the Inspiration Gallery to explore Caesarstone countertop design ideas.
caesarstoneus.com/inspiration-gallery/



Find Your Style

Take Caesarstone's Personal Style Guide quiz to discover the styles that best reflect your taste.
caesarstoneus.com/personal-style-guide/



Define Your Dream

Check out Caesarstone's Project Checklist to help you map out your creative journey.
caesarstoneus.com/project-checklist/define-your-dream/



Order Samples

Explore our full portfolio to find the right colors for you. Order up to four 2" x 7" samples straight to your home.
caesarstoneus.com/homedepot




Preview in 3D

Try our Kitchen Visualizer tool to help better imagine your dream space.
caesarstoneus.com/virtual-kitchen-visualizer/

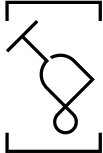


Caesarstone Surfaces

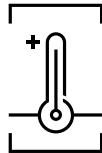
Advantages



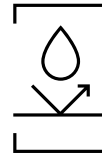
Scratch Resistant




Stain Resistant




Heat Resistant



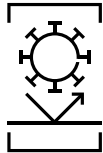
Non Porous




Durable



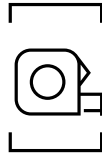
Easy to Clean




Hygienic



Impact Resistant



Ease of Installation



Environmentally Friendly

Care & Maintenance

We produce incredibly durable and nonporous surfaces, so they’re virtually maintenance-free. For daily routine care, just follow the simple tips below to benefit from timeless performance and appearance.



Lifetime Warranty
Our high-quality surfaces require little maintenance and come with a lifetime warranty



Cleaning Products
Use your regular home cleaning products



Simple Cleaning
A splash of warm soap water will do (avoid plant oil soaps)



Preventing Patina
Wipe away any liquid spills and splashes, to keep your surface dry always




Caring for Dark Surfaces
Patina and stains may be more noticeable. Cream-colored cleaning products are not recommended



Avoiding Scratches
Always use a cutting board and clear away sharp objects



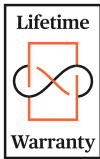
Chemicals
Do not use hydrofluoric acid or materials containing it to clean your surface



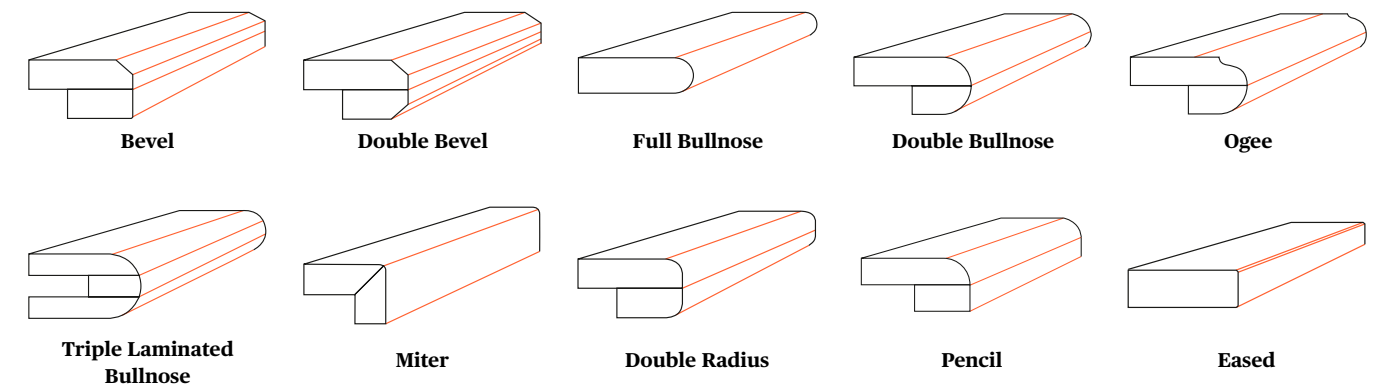
Intact Surfaces
Avoid hard knocks on exposed areas, particularly on edges

Lifetime Warranty

Each of our surfaces is carefully inspected to ensure that it meets the highest level of international quality standards, and is backed by professional customer service and support. For added peace of mind, Caesarstone products come with a transferable lifetime Residential Warranty. Visit caesarstoneus.com/warranty for more information.




Classic Edge Profiles




Every Caesarstone slab is cut to standard engineering specifications, ready for our specialists to tailor the surface to your specific requirements. To improve your project, our fabricators can personalize your surface with a custom edge profile, offering various shapes and thickness options. Selecting the ideal edge profile for your project enhances the overall appeal of your surface and adds essential finishing details to your design.

Long-Lasting Finishes


Caesarstone offers a variety of finishes, dressing the surface in a way that brings out the best in the design while ensuring it remains long-lasting without the need for sealants or wax.




Polished
High-gloss smoothness attracts light and illuminates with a natural glow.




Honed
Smooth to the touch and gentle on the eye, this finish adds a delicate sophistication to the surface.



Natural
A slightly textured satin sheen conjures up the warm and grainy touch of stone.



Concrete
A low light reflection and a slightly textured appearance evokes the sensation of an organic material.



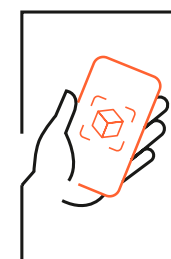
Rough
With a complex and robust look and feel, it intensifies the depth of the colors. An advanced technology that achieves the effect of coarse industrial materials, but remains smooth for easy cleaning.

Certificates





Design with *confidence.*



Visualize your perfect countertop with Caesarstone 360

Say goodbye to small samples. Our state-of-the-art augmented reality experience allows you to preview chosen countertop colors on any surface in your home, in full slab format, directly from your smartphone. Scan the QR code to get started!



SCAN THE QR CODE
AND START MAKING
CONFIDENT DESIGN
DECISIONS!





Request your Caesarstone
surface sample *today!*

caesarstoneus.com/homedepot